

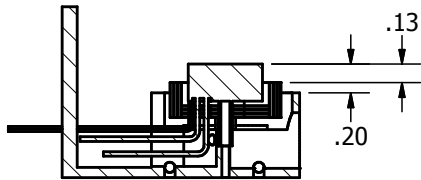
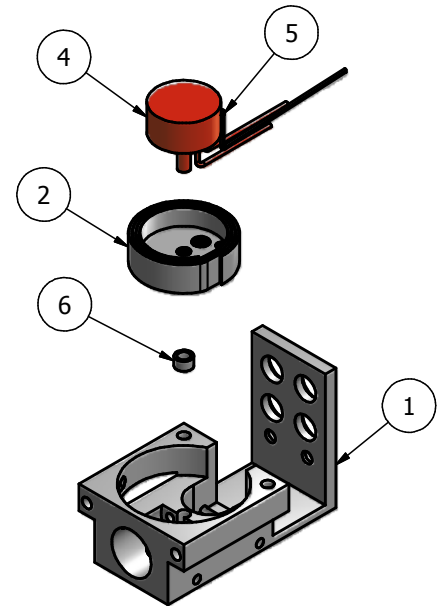
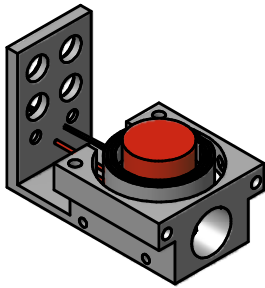
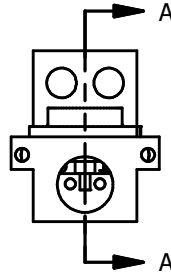
2

1

105080

TABLE

Item	Qty	Part Number	Description
1	1	XXXX	Customer Supplied Stage
2	1	105082	Heat Shield Pack
4	1	101275-45	O2 Heater, Metal Housing
5	1	stock	Type K TC, \varnothing .016 Wire
6	1	105081	Spacer
7	2	ASB-031020	Insulator, x .18 long
8	2	ASB-094063	Insulator

SECTION A-A
SCALE 1 : 1

Notes:

1. The heater can be supplied with the TC spot welded in place if desired by the customer.
2. Item 7 is not shown. One each is used to insulate the leads between the heater head and where they are bent at 90°.
3. Item 8 is not shown. One each is used to insulate the leads between the heater head and where they bend at 90° to exit the heat shield pack.

DRAWN Marc Curtis	1/15/2009
CHECKED	
QA	
MFG	
APPROVED	
Material:	
-	

HeatWave Labs, Inc.

195 Aviation Way, Suite 100 P: 831-722-9081
Watsonville, CA 95076 F: 831-722-5491
www.cathode.com

Heater Stage Assembly

SIZE A	Cage Code: 1YAN4	DWG NO 105080	REV
SCALE 1x	SHEET 1 OF 1		

This document is the property of HeatWave Labs.
Its contents may not be reproduced without
express written permission of HeatWave Labs.

2

1

SHEET 1 OF 1

This document is the property of HeatWave Labs.
Its contents may not be reproduced without
express written permission of HeatWave Labs.