

2



1

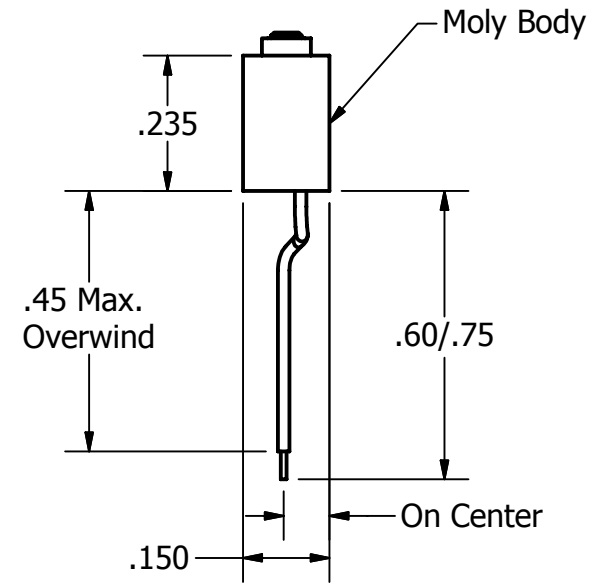
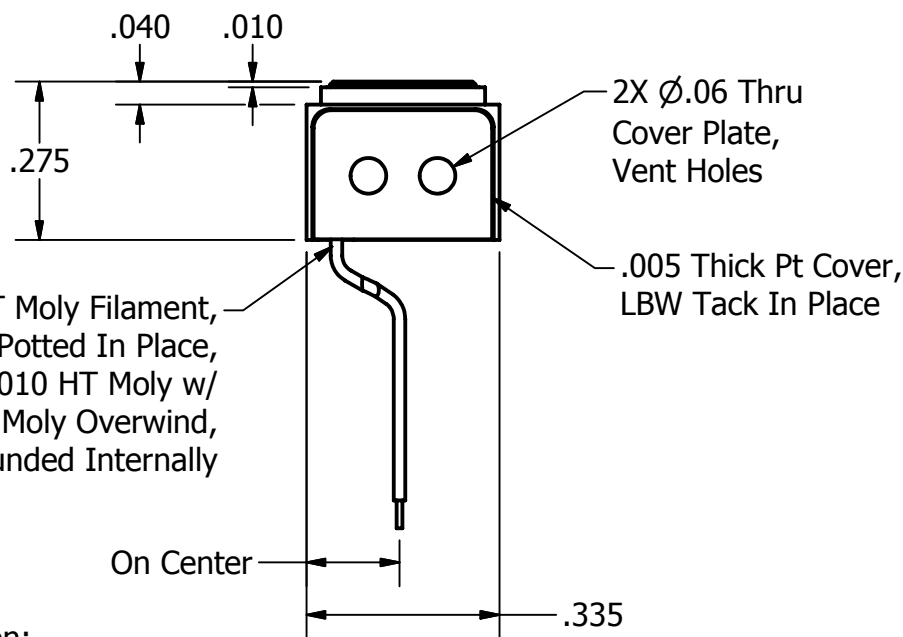
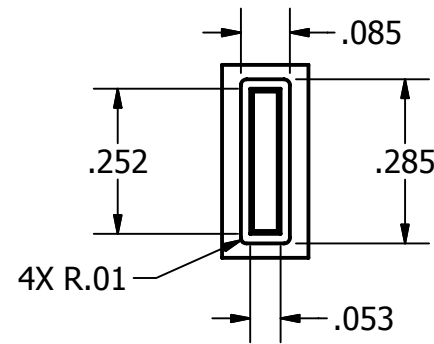

105205

PARTS LIST

REVISION HISTORY

ITEM	QTY	PART NUMBER	DESCRIPTION
1	1	105401	Five Emitter Array Heater Assembly, BOM

REV	DESCRIPTION	DATE	APPROVE
A	Added cover.	6/23/2009	MC



Notes:

- Estimated operation:
3.8V, 3.2A @ 1000°C
4.6V, 3.8A @ 1200°C (17.5W)
Max. Power, 26W
- Heater lead location is approximate and may vary slightly when filament is potted in place.
- Approximate weight of assembly is 2 grams.

This document is the property of HeatWave Labs. Its contents may not be reproduced without express written permission of HeatWave Labs.

DRAWN Marc Curtis	4/16/2009
CHECKED	
QA	
MFG	
APPROVED	
Material:	
-	

HeatWave Labs, Inc.		195 Aviation Way, Suite 100 P: 831-722-9081 Watsonville, CA 95076 F: 831-722-5491 www.cathode.com	
Five Emitter Array Heater Assembly			
SIZE A	Cage Code: 1YAN4	DWG NO 105205	REV A
SCALE 3x			SHEET 1 OF 1

2



1